

COMMUNITY- BASED MONITORING SYSTEM



**DESIGNING POVERTY
REDUCTION INITIATIVES,
IMPROVING LOCAL
GOVERNANCE, AND
MONITORING THE
SUSTAINABLE
DEVELOPMENT GOALS
THROUGH THE
CBMS APP**



De La Salle University





COMMUNITY-BASED MONITORING SYSTEM

The Community-Based Monitoring System (CBMS) was designed by Reyes (1993) under the Micro Impacts of Macroeconomic Adjustment Policies (MIMAP) Program, supported by the International Development Research Centre (IDRC)-Canada, in the Philippines to provide policymakers with a regular source of information that can be used to track the micro impacts of macroeconomic shocks on the vulnerable groups in the society. CBMS was likewise pilot tested in the mid 1990s through the MIMAP Program particularly as a complementary tool for poverty monitoring in other countries in Asia (Bangladesh, Lao PDR, Nepal, Sri Lanka, Pakistan, and Vietnam), and in Africa (Burkina Faso and Senegal).

13+1 Core Indicators

CBMS was designed to generate a core set of indicators that enable monitoring of multidimensional nature of poverty over time. The CBMS collects household and individual level data on key areas of human development including income and livelihood, education, health and nutrition, peace and order, community participation, and access to basic social services and programs. Data collected can be disaggregated across sub-population subgroups (age, gender, ethnicity, and income class among other individual and household level characteristics), and geopolitical location.

Other Indicators, Indices, Etc.



While it generates a core set of indicators, the system has flexibility to accommodate community-specific indicators relevant to a particular country as well as other indicators that can aid more in depth analysis of emerging thematic concerns such as gender and development, monitoring the millennium development goals (MDGs) now the sustainable development goals (SDGs), disaster preparedness and climate change adaptation, and impact monitoring of economic and non-economic shocks, among others. CBMS also provides the necessary local level data for generating development indices such as multidimensional poverty index (MPI) and vulnerability index, among others.

KEY FEATURES

1. CBMS is an organized manner of data collection, processing, validation and use of data for various development concerns.

It entails the use of structured instruments and training modules to collect individual, household, and community level data. Data can be processed using freewares designed to automatically generate key local level statistics and information presented in tables and digitized maps. CBMS findings are presented at each geopolitical level to validate and discuss the results, prioritize needs and identify proposed solutions for policy action and implementation of appropriate programs and interventions.

2. CBMS is LGU-based while promoting community participation.

The system is designed to be implemented and maintained at the local level particularly driven by local government units while ensuring the proactive role and participation of key stakeholders from the different sectors of the community in carrying out the CBMS process. CBMS is locally owned by the communities, with local governments taking the lead in data collection and processing.

3. It taps existing LGU personnel and community volunteers as monitors.

To make the system more cost effective and efficient, the CBMS implementation requires involvement of key personnel particularly from the LGU led by the provincial/municipal/city planning offices in collaboration with other concerned local government departments, barangay development councils, and, to the extent possible, even community-based organizations and volunteers.

4. It monitors a core set of indicators for multidimensional poverty analysis but is flexible enough to accommodate other development indicators.

CBMS generates outcome and impact indicators to measure survival, security and enabling needs. It provides disaggregated data on key dimensions of development, including income and livelihood, education, health and nutrition, access to safe water and sanitation, shelter, and peace and order. Aside from a core set of indicators, CBMS also generates data on migration, disaster preparedness, access to programs, and related information that can be used for tracking the MDGs (now the SDGs) at the local level.

5. CBMS establishes databanks at each geopolitical level. Data repositories are established at the national and local levels.

Data can be readily accessed by the LGU to provide vital baseline information for preparing socioeconomic profiles, development plans, project proposals and other development reports. CBMS data serve as barometers for gauging the effectiveness of programs and projects.

THE CBMS ACCELERATED POVERTY

In 2013, the CBMS Network Team, based at the De LaSalle University-Angelo King Institute for Economic and Business Studies (DLSU-AKI), through PEP launched and deployed the CBMS Accelerated Poverty Profiling (APP), the use of information communication technology for implementing the CBMS. Referred to as the CBMS Accelerated Poverty Profiling (APP), the system was an innovation for CBMS implementers which entailed the use of standard CBMS instruments for data collection (CBMS SCAN and CBMS Portal), data processing (using the CBMS STATSIM) and poverty mapping (using QGIS). Data are transmitted, managed and accessed through the CBMS Portal. The implementation of the CBMS APP has responded to the accelerating demand from various users of the CBMS, particularly local government units, to fast track the generation of data for use in the preparation of development plans and budgets, and for various development program initiatives.

USES OF CBMS

The CBMS is widely used and adopted by many LGUs in the Philippines for local planning and budgeting, poverty diagnosis, monitoring the MDGs (now the SDGs), disaster risk reduction and management, gender and development, migration, and various thematic concerns since 1999 to present. The implementation and use of CBMS has been supported by policy issuances at the local and national levels.

CBMS has likewise been used as a platform for generating necessary data for application of various analytical methods for the conduct of policy studies relating to pilot-testing the Oxford Poverty and Human Development Initiative (OPHI) missing dimensions of poverty (2009), impact analysis of food and fuel price increase on poverty (2009), monitoring household coping strategies during complex crisis and recoveries (2011), climate change vulnerability mapping (2012-2014), impact analysis of the global financial crisis on poverty (2013), vulnerability risk analysis of impacts of climate change on food security (2014), monitoring child labor and migration and development, among other thematic concerns.

In Argentina, Bolivia, Bangladesh, Ethiopia, Pakistan, Kenya, South Africa, Tanzania, and the Philippines, apart from poverty profiling, CBMS was used as a platform for generating necessary disaggregated data to examine issues on youth unemployment and entrepreneurship. In Burkina Faso, Haiti, Niger, Philippines and Togo, CBMS was used to capture micro level information for analyzing issues on social protection in the informal sector.

USES OF CBMS (cont.)

Under the current PEP work program since 2017, CBMS is being used as a platform to generate data for monitoring the status of meeting the SDGs and in examining policy issues relating to youth unemployment (Botswana), financial inclusion and entrepreneurship (Nicaragua, Ethiopia, Uganda), women empowerment (Kenya, Ghana), agricultural investments and labor productivity (Togo), and for examining micro level effects on poverty of specific programs i.e. cash transfers (Burundi).

Further details about the CBMS work may be obtained at <https://www.pep-net.org/about-cbms>

CBMS TOOLS



The CBMS Scan form is the digital form of the CBMS Questionnaire used by enumerators for the administration of the CBMS APP census using Android tablets. It collects the household location using the built-in GPS in the tablets.



Data gathered from the conduct of the CBMS APP census is transmitted to the CBMS Portal.



The CBMS StatSimPro was built to automatically generate the CBMS core indicators, MDG indicators, and climate change-related indicators, among others.



QGIS is a user-friendly open source GIS software that is used for poverty mapping.

TECHNICAL SUPPORT FOR DEVELOPMENT AND IMPLEMENTATION OF CBMS

Since 2002, technical assistance and scientific support for the development and implementation of the CBMS are being provided globally by the CBMS Network Office based at the De La Salle University-Angelo King Institute for Economic and Business Studies particularly to research, academic and government institutions in developing countries through the CBMS Program of PEP (formerly known as Poverty and Economic Policy now the Partnership for Economic Policy).

SELECTED CBMS MILESTONES ACROSS THE GLOBE



1998-1999

- Creation of the Micro Impacts of Macroeconomic Adjustment Policies (MIMAP) Program (1989) by the International Development Research Centre (IDRC) Canada to assist developing countries minimize the impacts of structural adjustment policies on the poor, and promote dialogue among researchers and policymakers in the development of more equitable policies
- **Design of CBMS (1993)** by Reyes under the MIMAP Program -including the key features of a CBMS, and core multi-dimensional poverty indicators- that can provide the necessary data to analyze the micro level impacts of macroeconomic adjustment policies on vulnerable groups of population and facilitate evidence-based decision making while empowering communities to participate in the development process



- Pilot test of CBMS in selected sites in the Philippines, Bangladesh, Lao-PDR, Nepal, Ghana, Senegal, Sri Lanka, Vietnam as a poverty monitoring tool
- First LGU-led adoption and institutionalization of the CBMS as a tool to improve local planning and project implementation in the Province of Palawan in the Philippines
- Use of CBMS for monitoring the impacts of the 1997-1998 Asian financial crisis on poverty

2000-2010


- Development of the CBMS International Network Office (2000) to coordinate and document CBMS initiatives in Bangladesh, Burkina Faso, Senegal and Vietnam
- Launch of the **CBMS Research Grants Program (2002)**, designed and implemented by the MIMAP PMO (now known as the CBMS Network Office) of the DLSU-AKI under PEP and supported by the IDRC-Canada, to provide scientific and capacity building support to developing country

institutions for the development and implementation of the CBMS methodology for more informed policy and program implementation in the context of poverty reduction

- Introduced and developed the PEP-CBMS **institutional partnership mechanisms** (2003) for implementation of CBMS country projects in Asia, Africa and Latin America
- Development and launch of the CBMS international network website, hosted under PEP
- Development and pilot implementation of PEP-CBMS projects in Bangladesh, Benin, Cambodia, Ghana, Indonesia, Lao PDR, Tanzania, Vietnam and Zambia
- Recognition by the **UNESCAP Committee on Poverty Reduction** (2006) noted with satisfaction the contribution of CBMS in providing disaggregated data on Millennium Development Goal indicators to policymakers in the Philippines. It urged other developing countries to also initiate and implement such innovative systems to be able to monitor the Millennium Development Goals at the local level which would help in localizing the Goals
- Publication of the **IDRC Publication on In Focus: Fighting Poverty with Facts** (2009) through **Community-Based Monitoring Systems**
- Publication of Policy Briefs (2009) on the *CBMS Studies on the Impacts of Food and Fuel Price hike in the Philippines, Ghana, and Cambodia*



**In Focus:
Fighting
Poverty
with
Facts**



**Impact of the
Rising Prices of
Food and Fuel
on Poverty in
Cambodia, Ghana
and the Philippines**

- Collaboration with UNIFEM –Andean Region (2009) and DESCO for the development and pilot test of the CBMS-Gender Responsive Budgeting (GRB) methodology in Peru
- **Collaboration with the Oxford Poverty and Human Development Initiative (OPHI)** of University of Oxford in the *Pilot Test of Monitoring the Missing Dimensions of Poverty using the CBMS Approach*
- Development of the CBMS International Network Office (2000) to coordinate and document CBMS initiatives in Bangladesh, Burkina Faso, Senegal and Vietnam
- **Adoption of CBMS (known in Indonesia as SPKKB (Sistem Pemantauan Kesejahteraan Berbasis Komunitas) by the National Secretariat of PEKKA (Women Household**

2000-2010

Empowerment) in partnership with SMERU Research Institute, in 18 provinces in the country that aims to improve women household heads welfare, organize and facilitate access of women household heads to various resources, facilitate active participation of women household heads to every phase of development, raise awareness among women household heads on their rights as human beings and as a citizen who is equal to others, and empower women heads of households to have control of their lives and in the decision making process within their families as well as within the society.

- **Collaboration with UNICEF** on *Monitoring Household Coping Mechanisms During Complex Crisis* covering selected CBMS sites in Kenya and the Philippines
- **Collaboration with UNDP** on the use of CBMS for preparation of the **first sub-national MDG reports covering selected CBMS sites in the Philippines**
- **Collaboration with the International Labor Organization (ILO)** in the Philippines on *Monitoring Child Labor through CBMS*



International
Labour
Organization



- **2010 feature and recognition of CBMS in the Philippines** as one of the **International Development Research Center (IDRC)** research projects with lasting impacts


2011-PRESENT

- Launch of the CBMS International Network Facebook Group (now with at least 6 thousand followers) and of the CBMS Network Page (now with at least 15 thousand likes and followers)
- Pilot Implementation in the Philippines of the CBMS Special Awards (2012) to document and recognize best practices at the local level in the implementation and use of the CBMS methodology
- Collaboration with PEP for the design and implementation of CBMS projects, under the PEP-PAGE Program (2013), to examine key policy issues on providing social protection in the informal sector (Bolivia, Burkina Faso, Haiti, Niger, Philippines, and Togo), youth unemployment and entrepreneurship (Argentina, Bangladesh, Bolivia, Botswana, Ethiopia, Kenya,


2011-PRESENT

Philippines, South Africa and Uganda), financial inclusion and entrepreneurship (Ethiopia, Nicaragua and Uganda), agriculture/labor market productivity (Togo), women empowerment (Ghana, Kenya and Nicaragua)

- Collaboration with UNICEF for expansion of CBMS initiative in Burkina Faso
- Collaboration with UNICEF and Department of National Planning Maldives for pilot test of CBMS in Maldives for mapping and generation of impact indicators relating to various vulnerabilities amongst children.
- Development and launch of use of tablet-based system for CBMS data collection through the CBMS Accelerated Poverty Profiling (APP) (2013)
- Launch of the CBMS Data Portal online (2013)
- Publication of the CBMS Book on *Monitoring and Mitigating the Impact of the Global Financial and Economic Crisis* (2013)
- Publication of the CBMS Handbook (2014)



Monitoring and Mitigating the Impact on Poverty of the Global Financial and Economic Crisis



CBMS Handbook (2014)

- Presentation of the use of CBMS for multidimensional poverty monitoring, and generating necessary data for MPI at the *2015 Multidimensional Poverty Peer Network Annual Meeting in Columbia*
- CBMS Presentation at the **2016 Paris21 Cross Regional Forum** on *Shaping Sub-National Statistical Systems to Meet Requirements of the SDGs*
- Adoption and institutionalization of the use of the **CBMS Accelerated Poverty Profiling (APP)** by local government units in the Philippines as a tool for local development planning, and for monitoring the MDGs (now the SDGs)
- **Collaboration with Economy and Environment Program for Southeast Asia (EEPSEA)** on the pilot test of the application of the EEPSEA framework and module on climate change vulnerability assessment and mapping using data generated by community-based monitoring systems (CBMS) and other available sub-national level-data from selected sites in Indonesia, Philippines, and Vietnam

2011-PRESENT

- Collaboration with UN-Food Agriculture Organization (2012-2015) on the Use of CBMS to examine household vulnerability to impacts of climate change on food security
- **Collaboration with UNICEF (2014-2015)** on the use of CBMS to examine the impacts of UNICEF's unconditional cash transfer program in selected areas affected by typhoon Haiyan in the Philippines
- **Collaboration with UN Women (2016)** to pilot test the use of CBMS to examine conditions of women migrant workers using the CBMS APP tool
- Use and deployment of CBMS by LGUs for Migration and Development, spearheaded by the National Economic and Development Authority (NEDA), in selected CBMS sites in the Philippines
- **Collaboration with PEP** for Implementation of PAGE-CBMS Projects to examine key development issues on meeting the sustainable development goals (SDGs), financial inclusion and entrepreneurship, youth unemployment, and women empowerment in Botswana, Burundi, Ethiopia, Ghana, Kenya, Nicaragua, Philippines, Togo and Uganda
- Introduction and filing of the proposed *CBMS Bill* (House Bill 4700) in 2016 at the **Committee on Poverty Alleviation of the 17th Congress of the House of Representatives of the Philippines** which will institutionalize the implementation of CBMS in all cities and municipalities in the country and appropriating funds therefore.
- **Collaboration with the UNDP** through its Bangkok Regional Hub for the pilot test in the Philippines (2016) on the use of CBMS as part of local governance diagnostic tool kit for improved planning and program implementation in the context of SDGs and to generate necessary data for the online UNDP-SDG dashboard.
- Presentation of the **Use of CBMS for Localizing the SDGs in the 2017 UNDP-Regional Knowledge Exchange Forum**, and in the **2017 International Conference on Sustainable Development Goals (ICSDG) Statistics**
- Presentation in the 2017 UN-ESCAP Strategic Dialogue on Poverty and Inequality in Asia and the Pacific on the use of CBMS as a tool for reducing poverty and inequality at the local level
- **Recognition from the Philippines National Child Labor Committee** on the contribution of CBMS for its ongoing initiative on elimination of child labor in the country
- Launching of the **CBMS Publication, *Many Faces of Poverty Volume 9***, at the **14th CBMS Philippines National Conference (2018)**



PAGE PARTNERS

- **ARGENTINA** - Instituto de Economía, Universidad Nacional del Centro de la Provincia de Buenos Aires
- **BANGLADESH** - Bangladesh Academy for Rural Development
- **BOLIVIA** - Fundación ARU
- **BOTSWANA** - University of Botswana
- **BURKINA FASO** - University of Ouagadougou, CEDRES
- **ETHIOPIA** - Haramaya University, Arsi University
- **GHANA** - Council for Scientific and Industrial Research (CSIR) - Science and Technology Policy Research Institute (STEPRI)
- **HAITI** - Center for International, Economic and Social Studies and Research (CHERIES)
- **KENYA** - University of Nairobi
- **NIGER** - Observatoire National de la Pauvreté et du Développement Humain Durable (ONAPAD)
- **PAKISTAN** - Research Analytics International (Private) Limited
- **SOUTH AFRICA** - Center for Rural Development and Poverty Alleviation, University of Venda
- **TANZANIA** - Institute of Rural Development Planning
- **TOGO** - Centre de Recherche et de Formation en Économie et Gestion (CERFEG) of the Université de Lomé
- **UGANDA** - Development Research and Training

CBMS NETWORK OFFICE

Angelo King Institute for Economic and Business Studies
 De La Salle University - Manila
 10th Flr. Angelo King International Center
 Estrada Cor. Arellano Ave., Malate, Manila
 Tel: (632) 5262067; (632) 2305100 local 2461
 Fax: (632) 5262067
 E-mail: cbms.network@gmail.com
 Web-site: <https://www.pep-net.org/about-cbms>

Prepared by the CBMS Network Office, June 2018



"As local officials, you have the technical and operational capacities to bring forth concrete reforms in your communities. You have tools like the CBMS, technical support from the De La Salle University's Angelo King Institute for Economic and Business Studies, and the DILG to provide data so your policies can be truly responsive. But collaboration is always the key. As experts and leaders in the development sector, we all need to develop a common results framework, with shared metrics so we can measure the impact of our collaboration."

Maria Leonor "Leni" Robredo

Vice President of the Philippines

"To this end, the Community-Based Monitoring System (CBMS) provides us with a regular source of necessary data that will help LGUs determine where the gaps are, which groups or sectors need what type of services, and whether progress is being made over time. Local reports using CBMS data engage the local chief executives and reinforce their commitment to pursue and meet the SDGs and improve the living standards of their constituents."



Dr. Ernesto Pernia

Socioeconomic Planning Secretary,
National Economic Development
Authority, Philippines



"The introduction of CBMS (known as SSCP in Burkina Faso) in the Commune of Diébougou produced reliable statistical data on the different facets of poverty in each of the 31 administrative villages and the 7 sectors of the municipality. These data pertain to health and hygiene, education, food safety, the material living conditions of households, and social involvement."

Koumbaterssour Nicolas DAH

Deputy, National Assembly of Burkina Faso

"CBMS is an effective tool of capturing factual data and useful for targeting beneficiaries of various policy interventions. In its endeavor to provide socioeconomic development, the county government of Murang'a aims to fully integrate the tool in its policy management cycle."



Stephen Mwangi

Planning Officer, Economic and Planning
Department, Murang'a Country, Kenya