

**Republic of the Philippines**  
**Region IV-A**  
**Province of Batangas**  
**Municipality of Malvar**

Paper to be presented to the 8<sup>th</sup> CBMS Philippines National Conference  
March 19-21, 2012, SMX Convention Center, Pasay City, Philippines

**SOCIAL PROTECTION AND INCLUSION**  
**IN THE MUNICIPALITY OF MALVAR**  
**Presenter: Mayor Carlito de la Peña Reyes**

**I. Municipality of Malvar -Basic Information**

The Municipality of Malvar is a 2<sup>nd</sup> class municipality in the 3<sup>rd</sup> Congressional District of the Province of Batangas, Region IV-A also known as CALABARZON. It has a total land area of 3,759 hectares and politically subdivided into 15 barangays. As of the CBMS 2009, the total population is 41,270 with 8,678 households.

**II. Malvar CBMS and a First Term Mayor**

In 2009, our municipality embarked on its first CBMS surveys and results were completed in the middle of 2010. The CBMS data was providential for me since I am a first term Mayor. It showed disaggregated data diagnosing the extent of poverty and its causes and where these pockets of poverty are located.

Thus, it became easier for me as a first term Mayor to lead and spear head the formulation of poverty reduction and related development programs.

Knowledge of CBMS data empowered me in making decisions for the judicious allocation of resources and focused planning and budgeting relating to human welfare and the organized welfare services that our municipality can provide.

**III. Social Protection and Inclusion Policies**

Together with the Sangguniang Bayan and the officials of the Municipality, we formulated plans and allocated our resources so that situations that adversely affect the well being of our poor constituents can be prevented, managed and overcome, in effect giving them social protection.

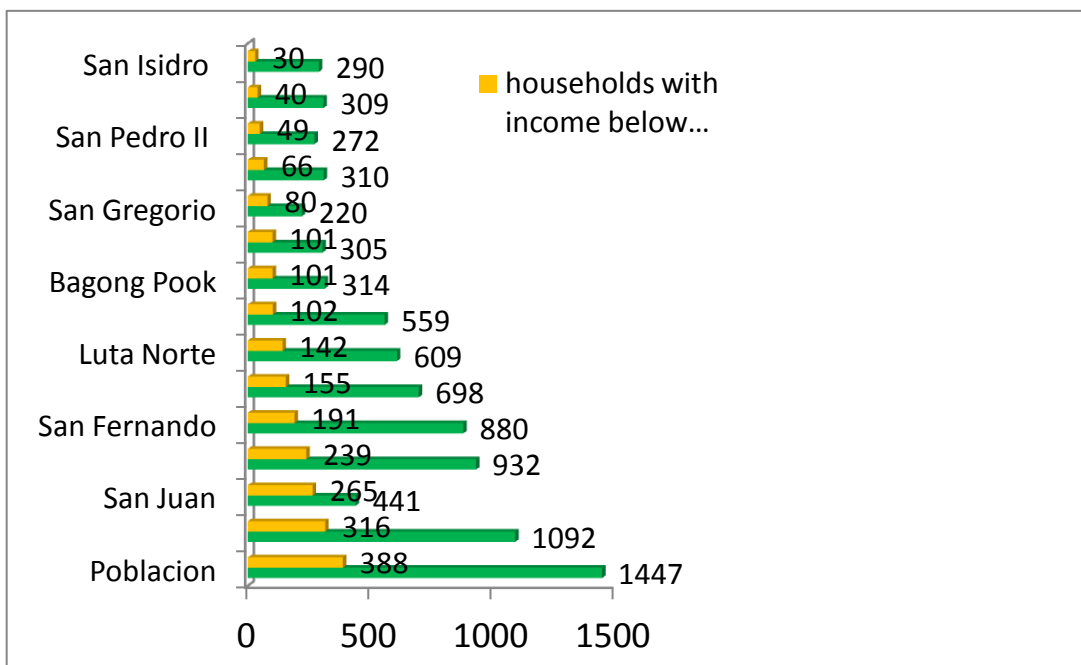
We made it a point that rights, opportunities and resources like livelihood, health care and democratic participation are made available to the poor.

However, due to insufficient municipal funds, our social protection programs were very limited based on the following CBMS data.

#### IV. CBMS Data

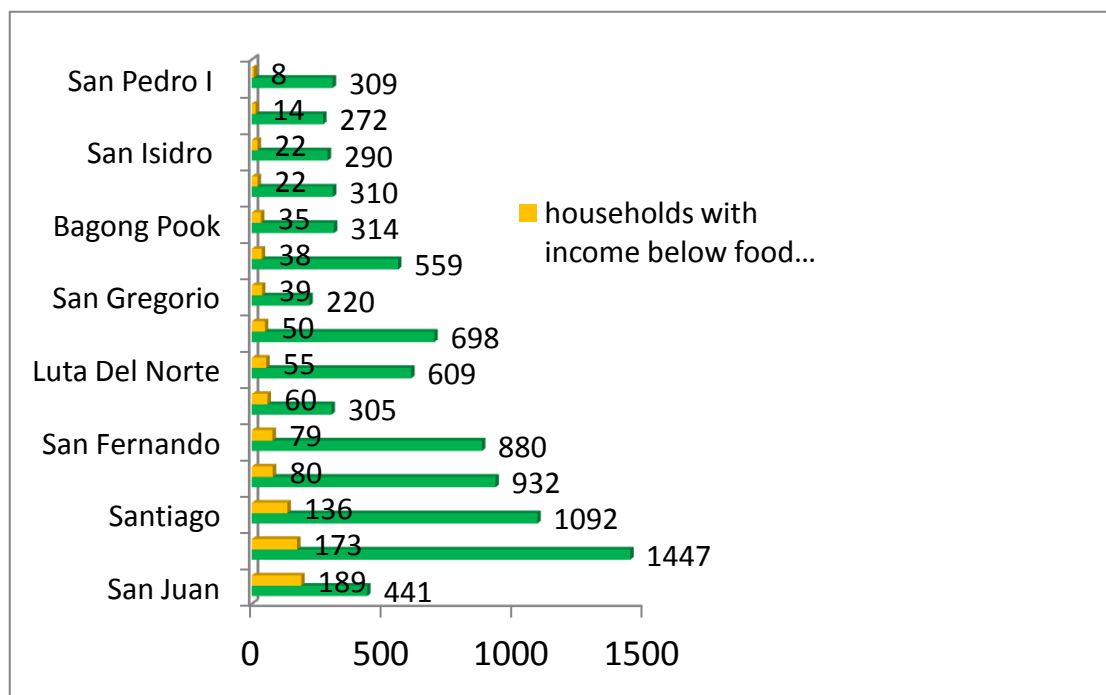
- a. Number of households with income below poverty threshold – 2265

Barangay	number of households	households with income below poverty threshold
Poblacion	1447	388
Santiago	1092	316
San Juan	441	265
San Pioquinto	932	239
San Fernando	880	191
Luta Sur	698	155
Luta Norte	609	142
San Andres	559	102
Bagong Pook	314	101
Bulihan	305	101
San Gregorio	220	80
Bilucaoc	310	66
San Pedro II	272	49
San Pedro I	309	40
San Isidro	290	30
<b>Total</b>	<b>8678</b>	<b>2265</b>



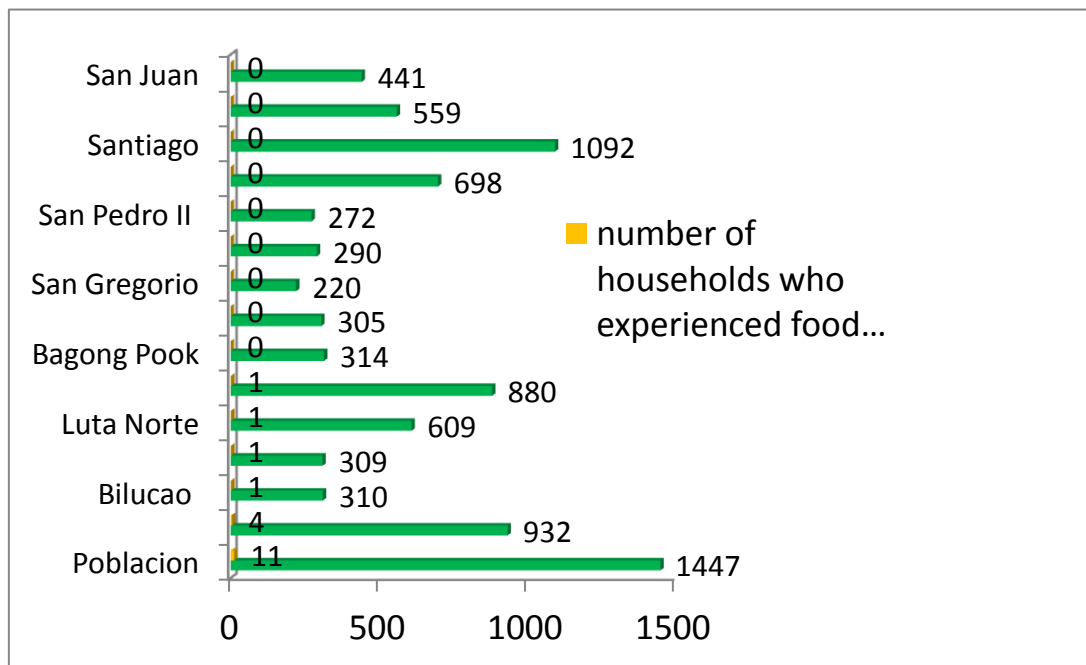
b. Number of households with income below food threshold – 1000

Barangay	number of households	households with income below food threshold
San Juan	441	189
Poblacion	1447	173
Santiago	1092	136
San Pioquinto	932	80
San Fernando	880	79
Bulihan	305	60
Luta Del Norte	609	55
Luta Del Sur	698	50
San Gregorio	220	39
San Andres	559	38
Bagong Pook	314	35
Bilucaao	310	22
San Isidro	290	22
San Pedro II	272	14
San Pedro I	309	8
<b>Total</b>	<b>8678</b>	<b>1000</b>



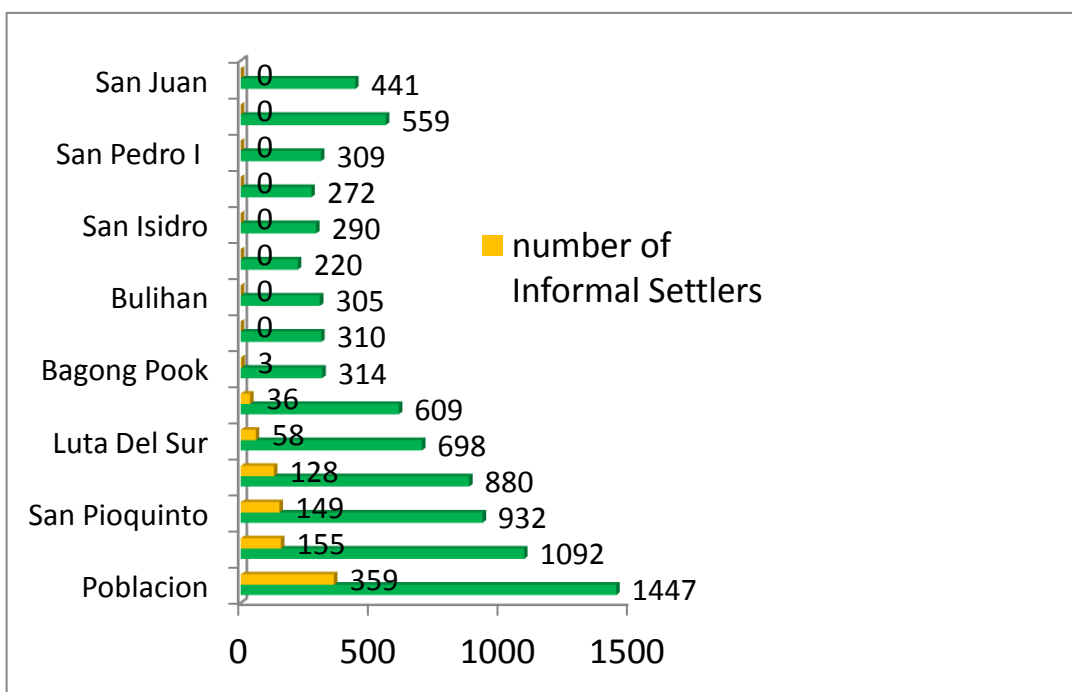
c. Number of households who experienced food shortage - 19

Barangay	number of households	number of households who experienced food shortage
Poblacion	1447	11
San Pioquinto	932	4
Bilucao	310	1
San Pedro I	309	1
Luta Norte	609	1
San Fernando	880	1
Bagong Pook	314	0
Bulihan	305	0
San Gregorio	220	0
San Isidro	290	0
San Pedro II	272	0
Luta Sur	698	0
Santiago	1092	0
San Andres	559	0
San Juan	441	0
<b>Total</b>	<b>8678</b>	<b>19</b>



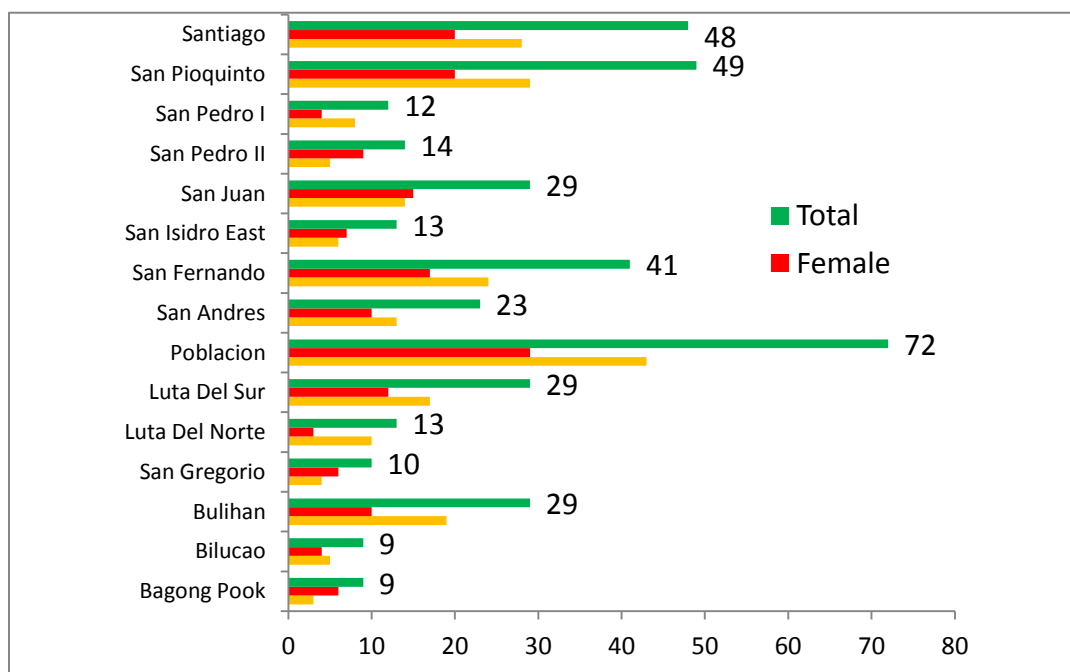
d. Number of informal settlers – 888

Barangay	number of households	number of Informal Settlers
Poblacion	1447	359
Santiago	1092	155
San Pioquinto	932	149
San Fernando	880	128
Luta Del Sur	698	58
Luta Del Norte	609	36
Bagong Pook	314	3
Bilucaon	310	0
Bulihan	305	0
San Gregorio	220	0
San Isidro	290	0
San Pedro II	272	0
San Pedro I	309	0
San Andres	559	0
San Juan	441	0
<b>Total</b>	<b>8678</b>	<b>888</b>



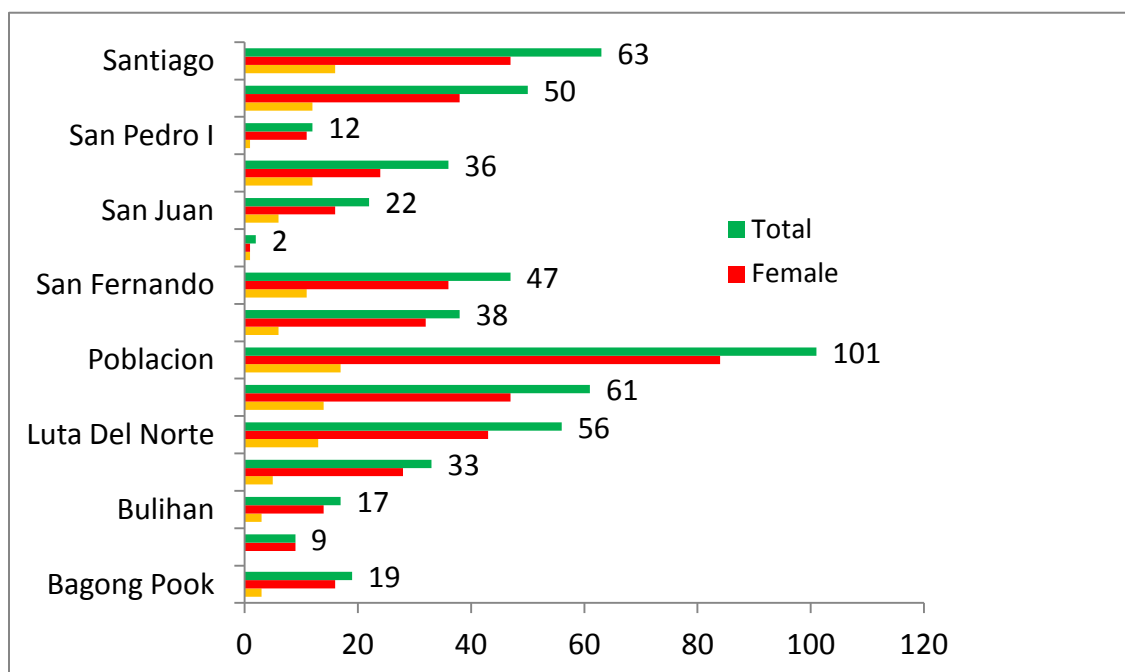
e. Number of Persons With Disabilities – 400

Barangay	Number of PWD		
	Male	Female	Total
Bagong Pook	3	6	9
Bilucao	5	4	9
Bulihan	19	10	29
San Gregorio	4	6	10
Luta Del Norte	10	3	13
Luta Del Sur	17	12	29
Poblacion	43	29	72
San Andres	13	10	23
San Fernando	24	17	41
San Isidro East	6	7	13
San Juan	14	15	29
San Pedro II	5	9	14
San Pedro I	8	4	12
San Pioquinto	29	20	49
Santiago	28	20	48
<b>Total</b>	<b>228</b>	<b>172</b>	<b>400</b>



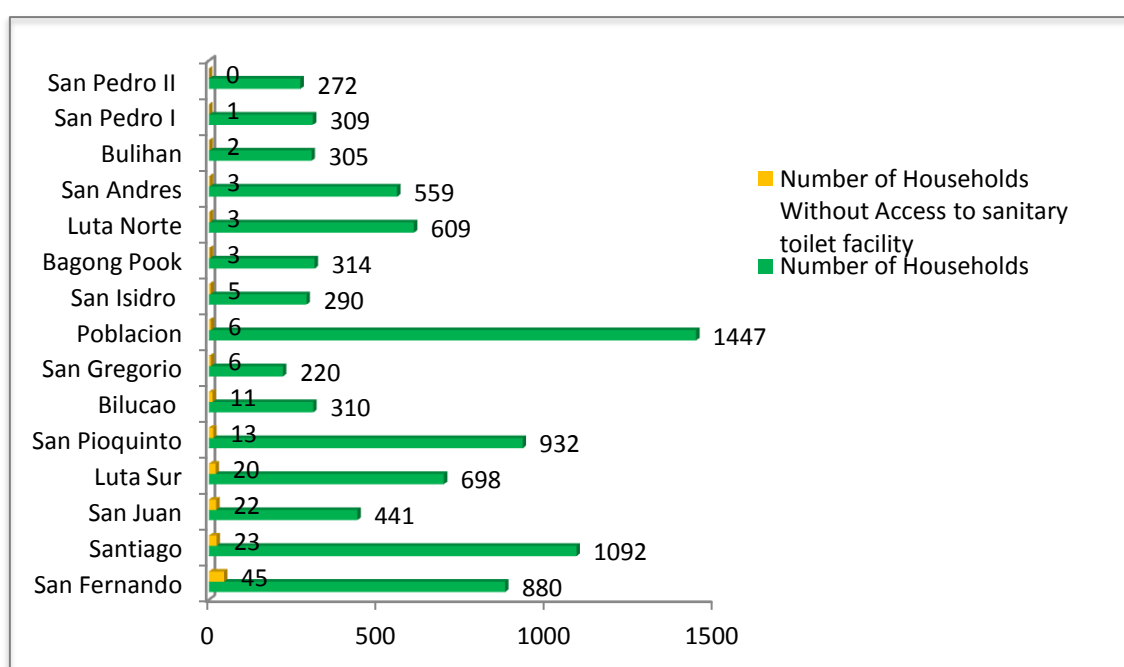
f. Number of solo parents- 566

Barangay	Number of Solo Parent		
	Male	Female	Total
Bagong Pook	3	16	19
Bilucao	0	9	9
Bulihan	3	14	17
San Gregorio	5	28	33
Luta Del Norte	13	43	56
Luta Del Sur	14	47	61
Poblacion	17	84	101
San Andres	6	32	38
San Fernando	11	36	47
San Isidro East	1	1	2
San Juan	6	16	22
San Pedro II	12	24	36
San Pedro I	1	11	12
San Pioquinto	12	38	50
Santiago	16	47	63
<b>Total</b>	<b>120</b>	<b>446</b>	<b>566</b>



g. Number of households without access to sanitary toilet facilities

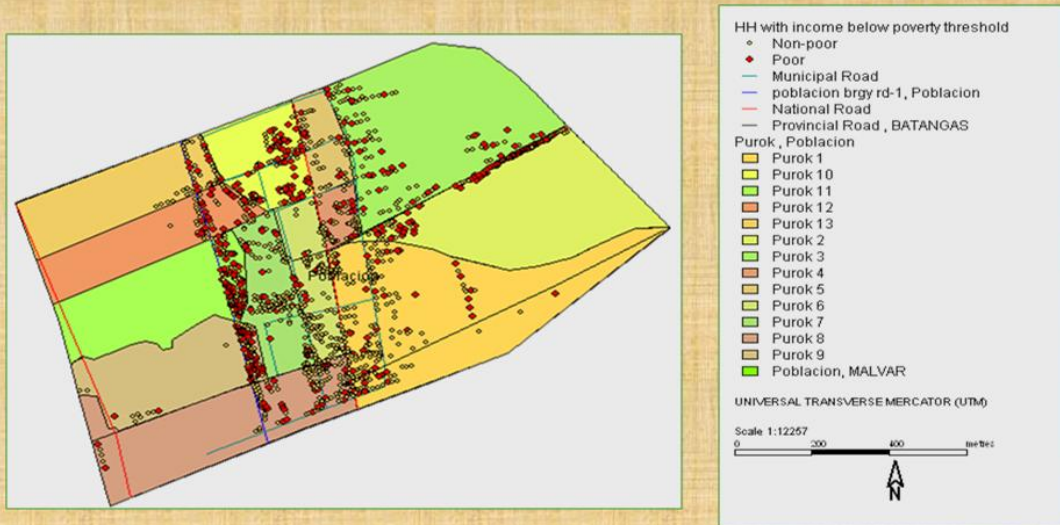
Barangay	Number of Households	Number of Households Without Access to sanitary toilet facility
San Fernando	880	45
Santiago	1092	23
San Juan	441	22
Luta Sur	698	20
San Pioquinto	932	13
Bilucao	310	11
San Gregorio	220	6
Poblacion	1447	6
San Isidro	290	5
Bagong Pook	314	3
Luta Norte	609	3
San Andres	559	3
Bulihan	305	2
San Pedro I	309	1
San Pedro II	272	0
<b>Total</b>	<b>8678</b>	<b>163</b>





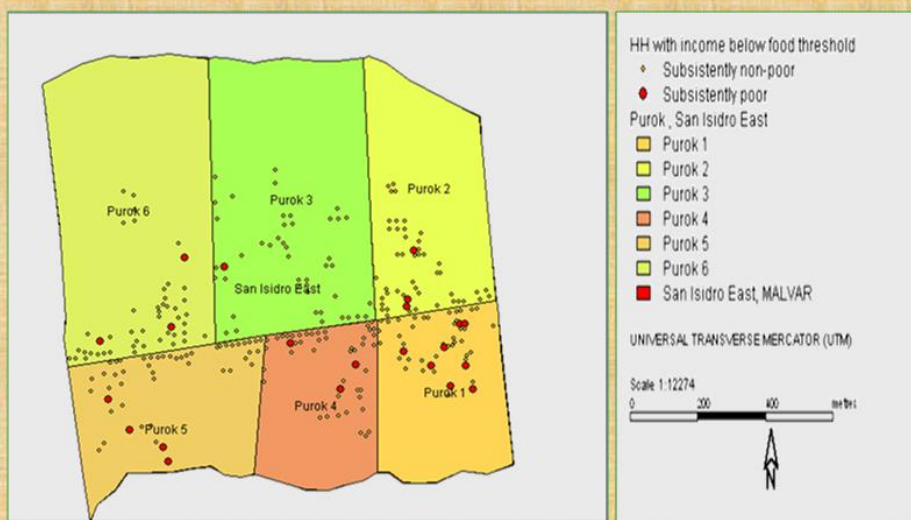
The CBMS Digitized Maps were also used in identifying the beneficiaries. For example:

### Households with income below poverty threshold



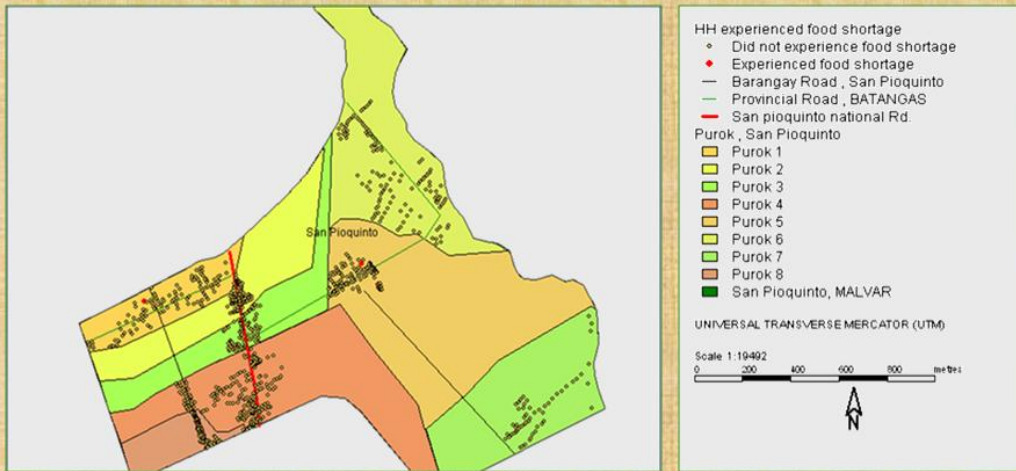
In Barangay Poblacion, the red dots represent the 388 households with income below poverty threshold.

### Households with income below food threshold



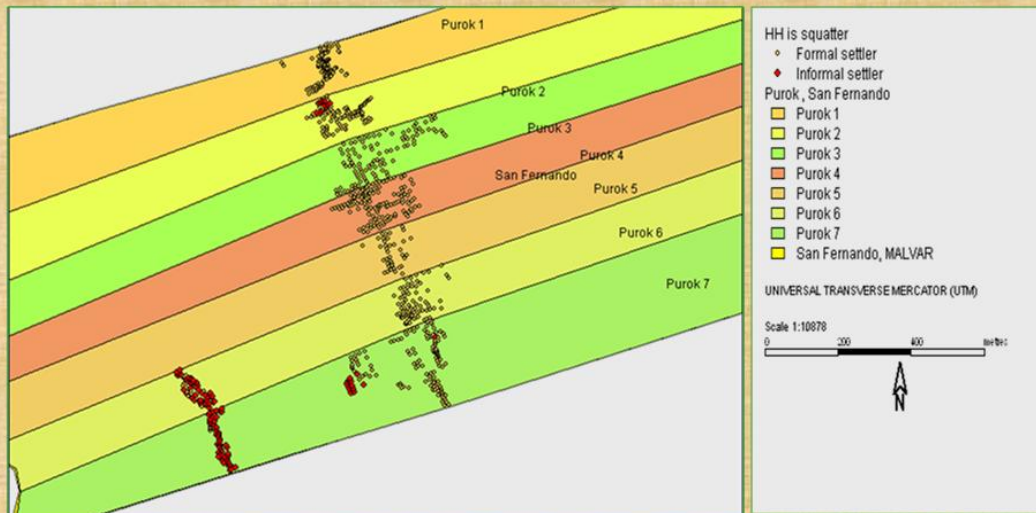
In Barangay San Isidro, the red dots represent the 22 households with income below food threshold.

## Households which experienced food shortage



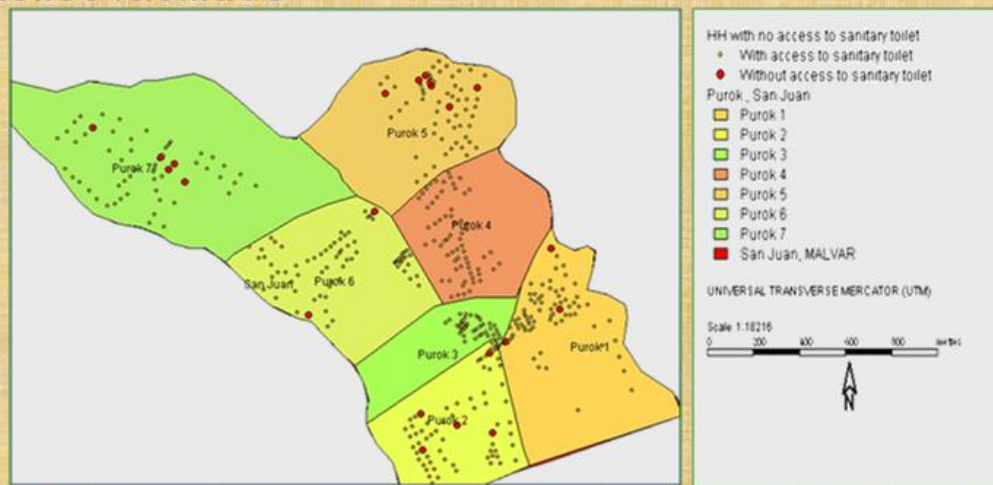
In Barangay San Pioquinto, the red dots represent the 4 households which experienced food shortage.

## Households who are informal settlers



In Barangay San Fernando, the red dots represent the 128 households who are informal settlers.

## Households without access to sanitary toilet facilities



In Barangay San Juan, the red dots represent the 22 households without access to sanitary toilet facilities.

## V. USE OF CBMS DATA IN MUNICIPAL PROGRAMS

### 1. ACCESS TO PHILHEALTH PROGRAM

For the year 2011, our municipality gave access to the PHILHEALTH Program to 5,334 heads of households. Of this number, 5138 were included in the above list. The difference of 196 were given to other persons as recommended by the Barangay captains.

Since we already knew from the beginning that our budget will not be sufficient to fund the Philhealth access of our poor constituents, we solicited funds from other sources for this purpose. The chart below shows the sources and how many they funded.

Sponsor	Number of Philhealth Cards provided
Municipality of Malvar	471
Province	3,471
PCSO	100
NHTS ( <i>National Household Targeting System</i> )	725
Congressman (3 <sup>rd</sup> District)	556
<b>Total</b>	<b>5,334 Philhealth Cards</b>

For this year, we have allocated the amount of P1.2 million for our Philhealth Para Sa Masa Program. We will again solicit from other sources if our budget will not be adequate.

## 2. ASSISTANCE TO PERSONS WITH DISABILITIES

Our municipality issued 98 PWD Cards to persons with disabilities for them to be entitled to discounts on medical and dental services, purchase of medicines, basic commodities, transportation, admission fees in all establishments and educational assistance as authorized by R.A. 9442.

Only 24 percent of the total number of PWDs were given IDs.

For the year 2012, we resolve to cover all the PWDs in our municipality.

## 3. ASSISTANCE IN THE CONSTRUCTION OF SANITARY TOILET FACILITIES

There are 163 households without access to sanitary toilet facilities or 1.87 % of the total household. Of this number only 22 households were given assistance due to lack of funds. Again, we solicited the help of the Provincial Government.

What we did was to provide construction materials to each recipient who does the digging as their counterpart.

The Provincial Government provided assistance to 30 recipients.

For this year, we have allocated the amount of P 400,000 for construction of sanitary toilet facilities to remaining households without access to sanitary toilet.

## 4. LIVELIHOOD OPPORTUNITIES

### a. Self Employment Assistance

Loan assistance which is interest free and payable within one year in the amount ranging from P2,000 to P2,500 was given to 18 indigents who were interested to start a small business.

### b. Group Loan Assistance

Four groups of indigent women who belong to the KALIPI or Kalipunan ng Liping Pilipina were also given loan assistance in the amount ranging from P10,000 to P20,000, interest free and payable within one year to finance their livelihood activities.

## 5. PAMASKONG HANDOG

Last Christmas 2011, our municipality distributed 3,300 Christmas packages to indigents, solo parents, PWDs and Senior Citizens based on the CBMS data

## 6. ASSISTANCE TO SOLO PARENTS

For 2011, IDs were distributed to 86 Solo Parents. This ID entitles the holder, if employed, to additional leave of not more than seven (7) working days every year. This is in addition to livelihood development services, counseling and other special projects for individuals in need of protection.

Since we have distributed IDs to only 15% of the solo parents, again we resolve to reach and provide social services to more solo parents this year.

## VI. SOCIAL PROTECTION AND INCLUSION POLICIES AND ITS SUSTAINABILITY

Our first CBMS data was started in 2009 and completed in 2010. This year, 2012, we have allotted a budget for doing the second round of the CBMS.

As a matter of fact, next week, March 29-30, 2012, we will conduct a refresher course for our municipal employees working on the CBMS and barangay enumerators, data encoders and map digitizers.

The new data which will be generated during this second round will help us in the easy identification of beneficiaries of our social protection and inclusion programs for 2013.

We hope to institutionalize the social protection and inclusion policies that we have now by way of adopting a Municipal Ordinance to the effect that CBMS results shall be used in planning and budgeting in our Municipality.

We believe it is the best way of meeting our MUNICIPAL VISION which is:

**PANANAW**

**ISANG BAYANG MAY MAUNLAD NA KABUHAYAN, MALUSOG NA PAMAYANAN, MALINIS AT MAPAYAPANG KAPALIGIRAN, MATAAS NA ANTAS NG KARUNUNGAN NA GINAGABAYAN NG ISANG MAKADIYOS AT MAKATAONG PAMAHALAN**

**MARAMING SALAMAT PO AT MABUHAY TAYONG LAHAT!**