# Santol Development center

"Kaagapay sa Asenso"

**Presented by: Mayor Daisy Arellano Sayangda**
**Santol, La Union**

# BRIEF MUNICIPAL PROFILE

40 kms from regional & provincial center

303 kms north of Manila

11 barangays & 77 sitios

Population: 12,170

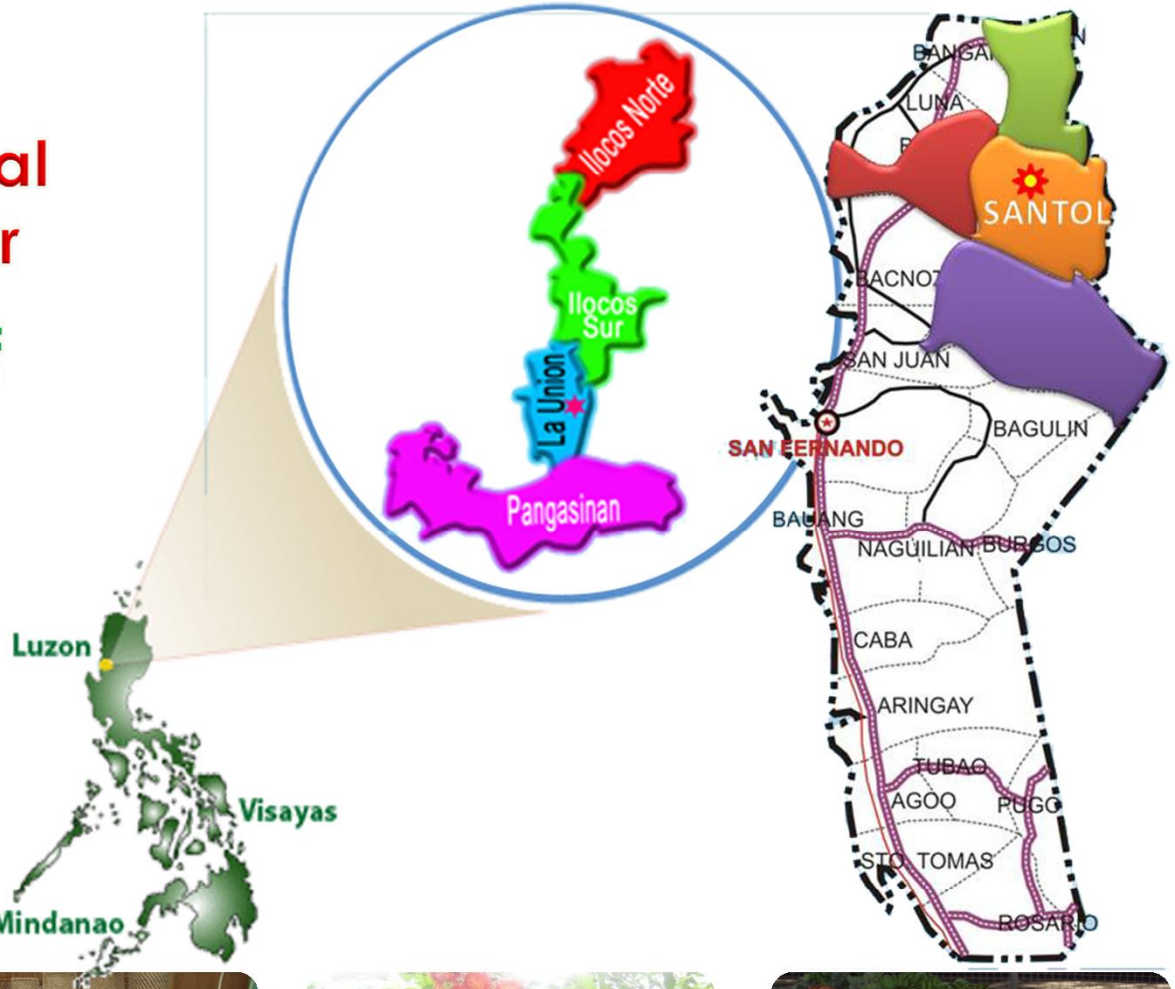

# USES OF THE CBMS

1. Basis for planning specific interventions needed by specific sitios & by specific sectors.

2. Basis in decision making of priority programs/projects

3. Trend analysis/comparison of historical data

4. Regression analysis

5. Easy identification of beneficiaries for specific interventions

6. Source of Local Development Indicators

## Table 1: Households with Income below Poverty Thresholds

| Barangay | Household Population | Households with Income Below Poverty Thresholds | |
|---|---|---|---|
| | | Households | Proportion, % |
| Poblacion | 324 | 186 | 57.4 |
| Corro-oy | 532 | 320 | 60.2 |
| Lettac Norte | 222 | 165 | 74.3 |
| Lettac Sur | 240 | 150 | 62.5 |
| Mangaan | 239 | 133 | 55.6 |
| Paagan | 318 | 165 | 51.9 |
| Puguil | 216 | 165 | 76.4 |
| Ramot | 123 | 112 | 91.1 |
| Sapdaan | 87 | 78 | 89.7 |
| Sasaba | 195 | 153 | 78.5 |
| Tubaday | 156 | 149 | 95.5 |
| **Total** | **2, 652** | **1, 776** | **67** |

**Source: CBMS 2009**

# POVERTY MAPPING

| BARANGAY | HOUSEHOLDS WITH INCOME BELOW POVERTY THRESHOLD | |
|---|---|---|
| | MAGNITUDE | PROPORTION (%) |
| 1. TUBADAY | 149 | 95.5 |
| 2. SAPDAAN | 78 | 89.7 |
| 3. SASABA | 153 | 78.5 |
| 4. LETTAC NORTE | 165 | 74.3 |
| 5. CORRO-OY | 320 | 60.2 |
| 6. RAMOT | 112 | 91.1 |
| 7. MANGAAN | 133 | 55.6 |
| 8. LETTAC SUR | 150 | 62.5 |
| 9. PUGUIL | 165 | 76.4 |
| 10. POBLACION | 186 | 57.4 |
| 11. PAAGAN | 165 | 51.9 |
| TOTAL | **1,776** | **67** |

Source: CBMS 2009

# POVERTY MAPPING

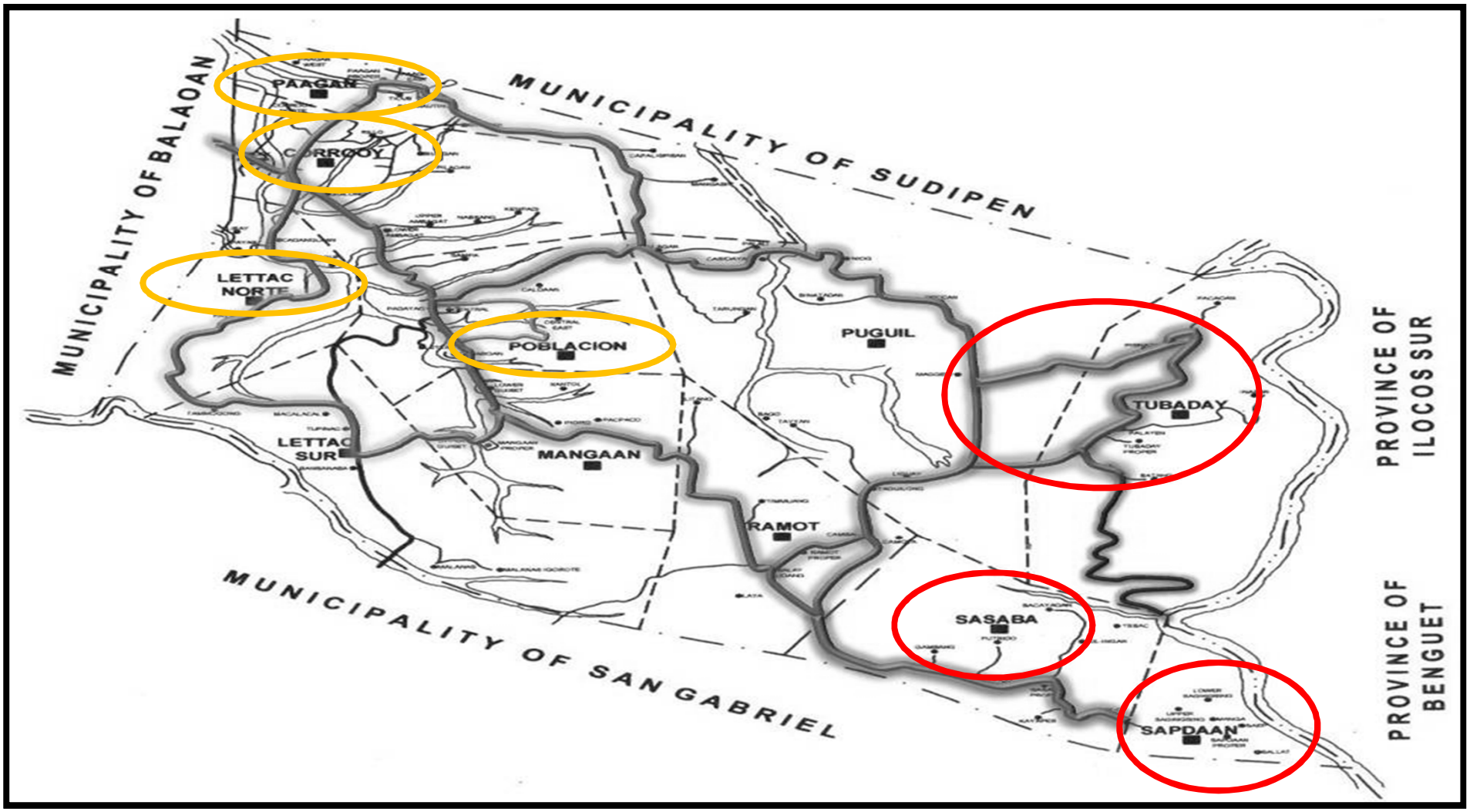


Source: CBMS 2009

# TOPOGRAPHY OF SANTOL

Low accessibility to Roads, Vices

**Mountainous**

**Hilly Areas**

Accessibility to Vices, Roads, Information

**Flat Terrain**

# PROBLEMS AND ISSUES Based on CBMS 2009

Discrimination
Poverty
Under Developed
Community
Disunity

CURRENT REALITY

**VISION**

To be the FRUIT BASKET of LA UNION Where Happy People Commune with Nature And Encounter Spiritual Serenity

PREFFERED REALITY

**PROBLEMS/ISSUES FROM CBMS**

Structures

1. High Poverty Incidence
2. Majority of poor households come from the farming sectors
3. Absence of credit service institution in the town

Process

4. As to the proportion of poor households, majority are in far-flung barangays
5. In terms of magnitude of poor households, majority are in lowland barangays

**OTHER ISSUES**

Thinking

1. Presence of marijuana cultivation sites
2. Presence of Illegal Gambling (Jueteng)
3. Less priority in terms of provision of transportation facilities assistance from the National Government
4. Dole out mentality

# STRATEGIES

**Discrimination**
**Poverty**
**Under Developed**
**Community**
**Disunity**

**CURRENT REALITY**

**MISSION**

We Shall Promote A Sustainable Agricultural Economy & Ecology Thru People Empowerment, Appropriate Technologies, Synchronized Plans & Programs For Development & Equity

**PREFFERED REALITY**

SANTOL DEVELOPMENT CENTER
SDC
"Kaagapay sa Asenso"

**Structures**

**STRATEGIES**

1. To infuse farm capital for people empowerment

**Process**

2. To upgrade production technology

3. To invest in road projects while providing financial assistance to farmers

**Thinking**

4. To consolidate municipal livelihood programs

5. To provide opportunities to disadvantage group/s

# PROGRAM IMPLEMENTATION

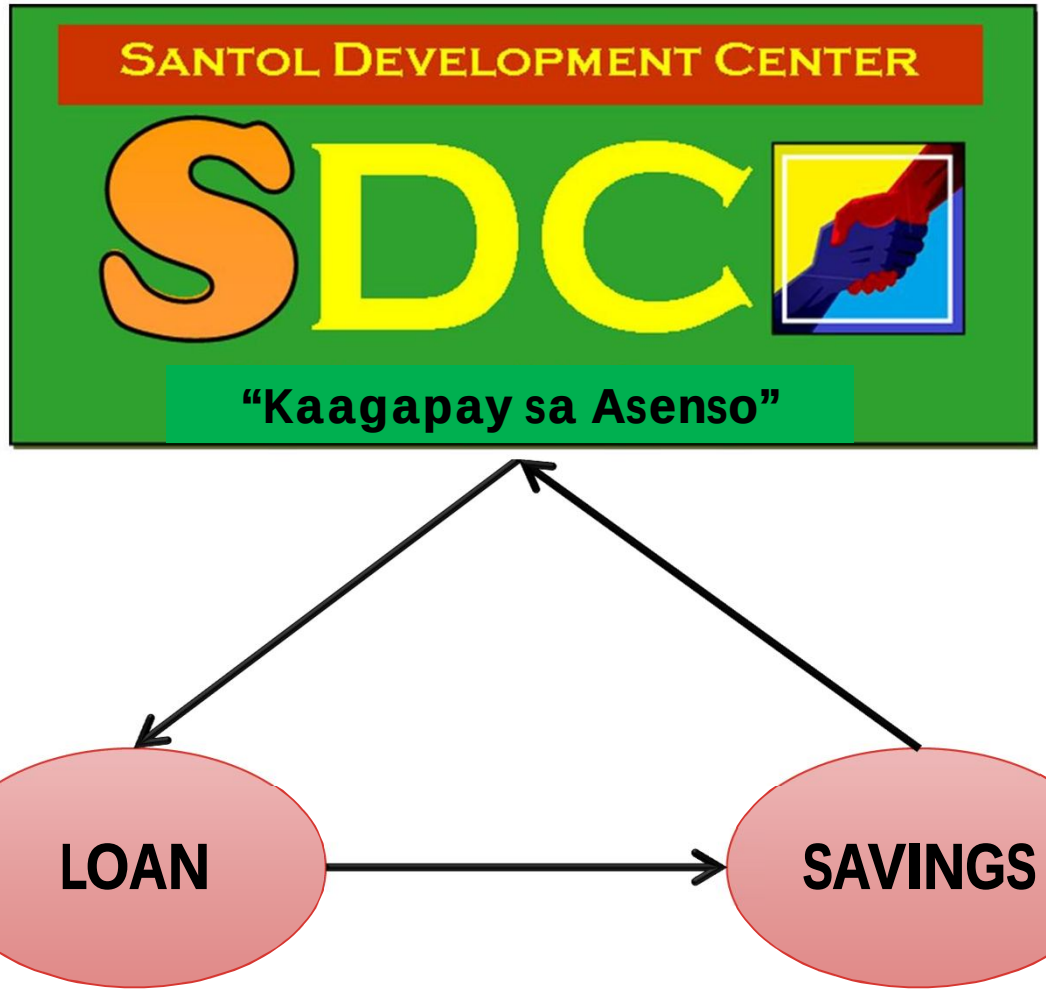

## LOANS BENEFICIARIES

# PROGRAM IMPLEMENTATION

SANTOL DEVELOPMENT CENTER

SDC

"Kaagapay sa Asenso"

Kailian Loan

PINOY OFW WHATEVER WHENEVER WHEREVER OK FINE

Tsuper Loan

## Total Households Provided with Financial Assistance

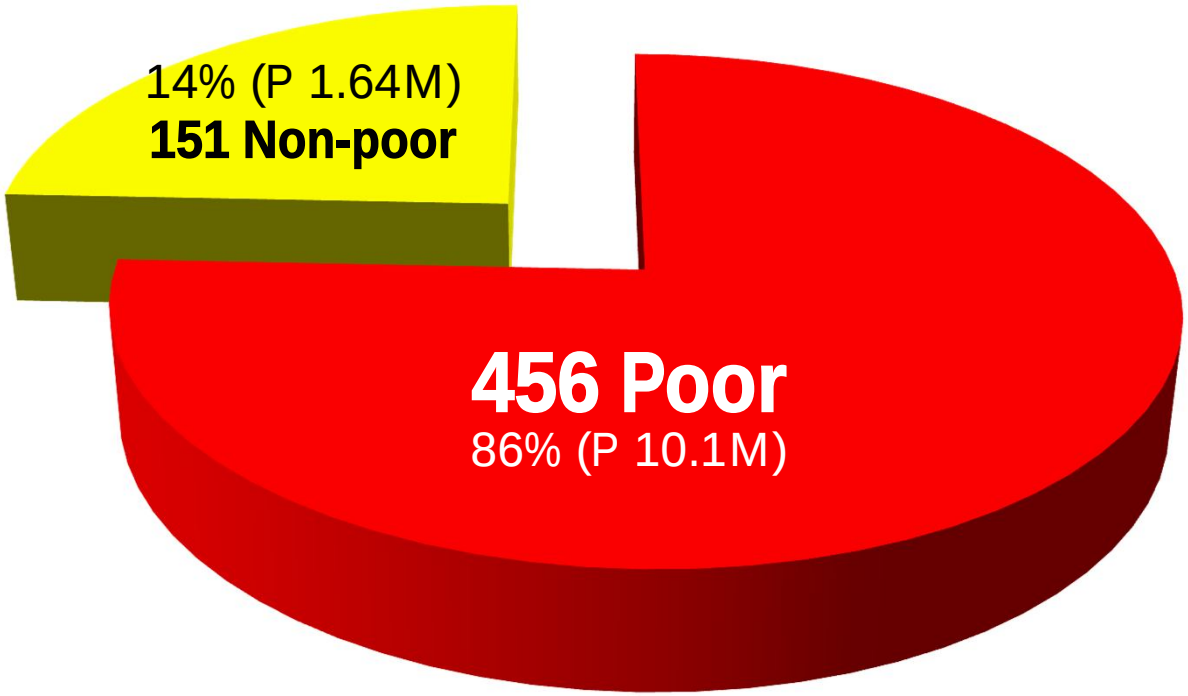


# Total: 607 Households

Source: SDC

## No. of Poor Households who availed the Loan Assistance from SDC - 2010-2013

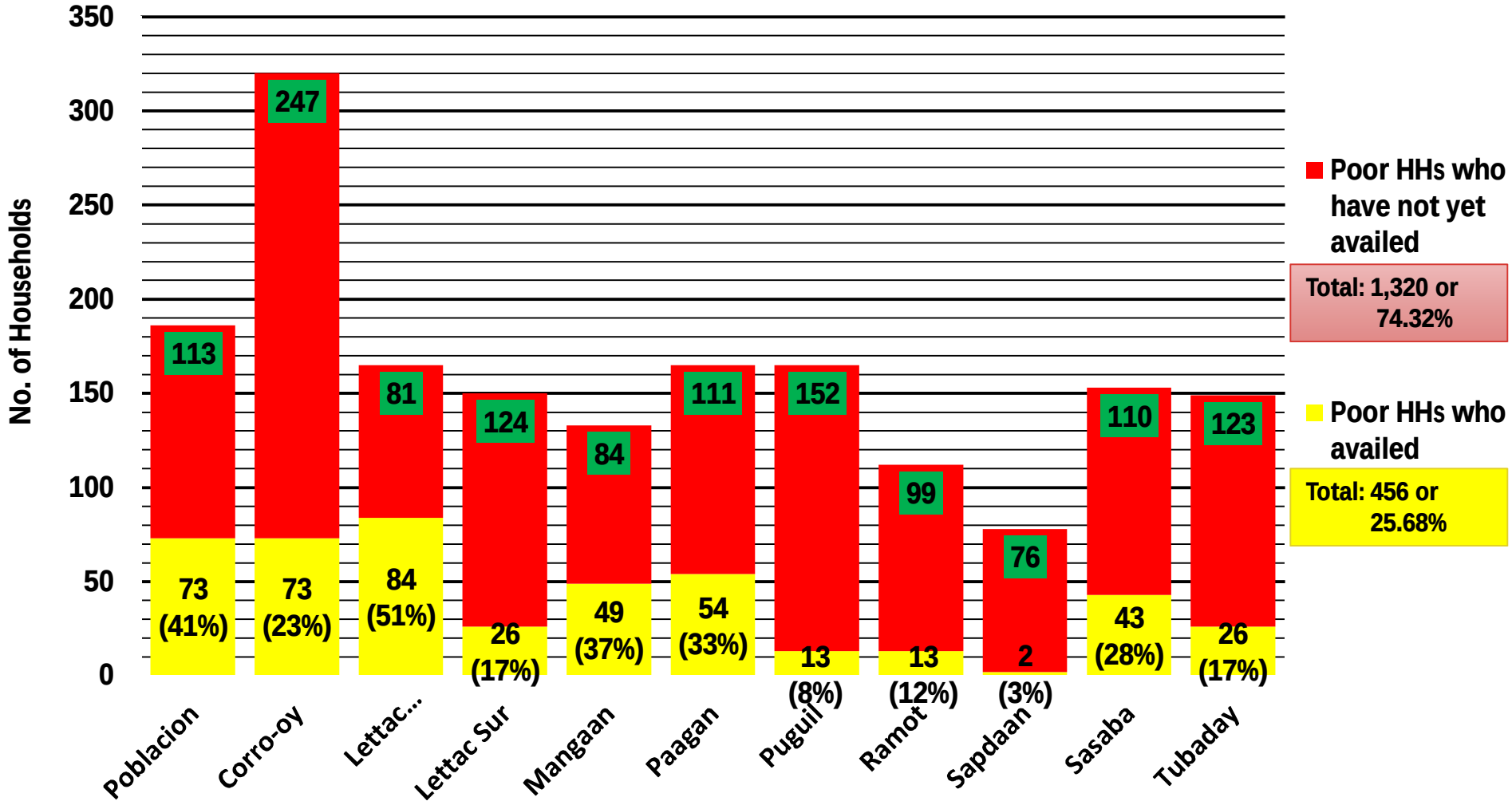


Source: CBMS 2009 & SDC

# PROGRAM IMPLEMENTATION

## SAVINGS/DEPOSITS

**607 REGULAR SAVERS**
**P 435,475.06**

Negosyante Savers

Farmer-Savers

Employee - Savers

SANTOL DEVELOPMENT CENTER

SDC

"Kaagapay sa Asenso"

Barangay - Savers

Student - Savers

**532 SPECIAL SAVERS**
**P 352,918.94**

OFW - Savers

Driver - Savers

## Figure 8: Total Savings Deposit as of December 31, 2013

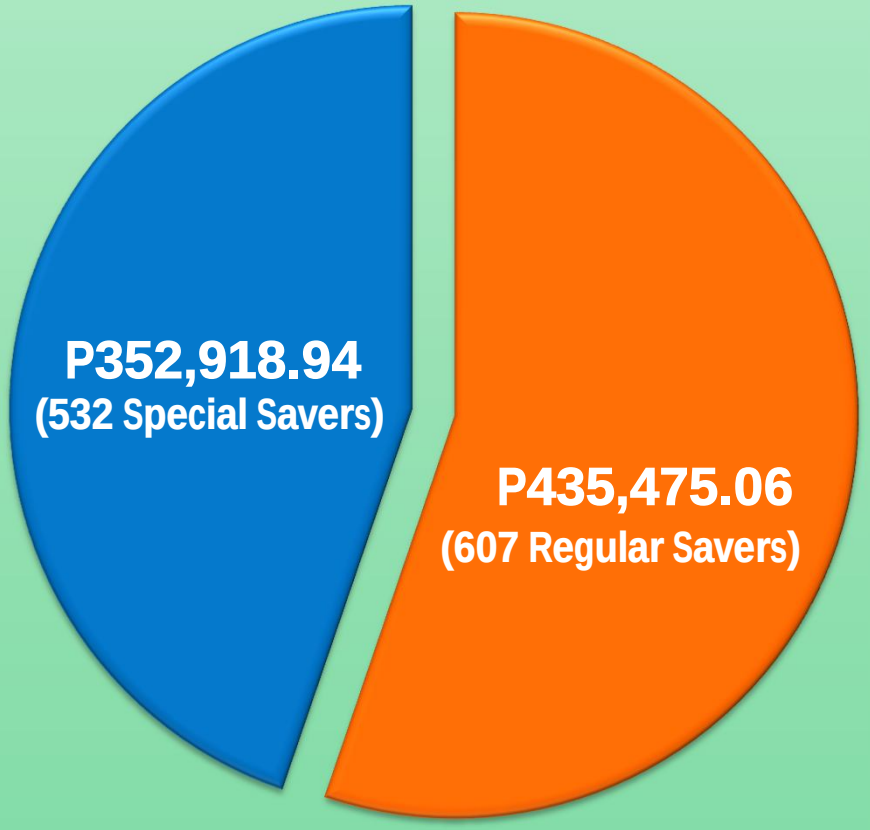


Regular Savers

Special Savers

**Peak Total Savings**

**P 3.4M**

## Figure 9: Total Savings Deposit of Regular Savers

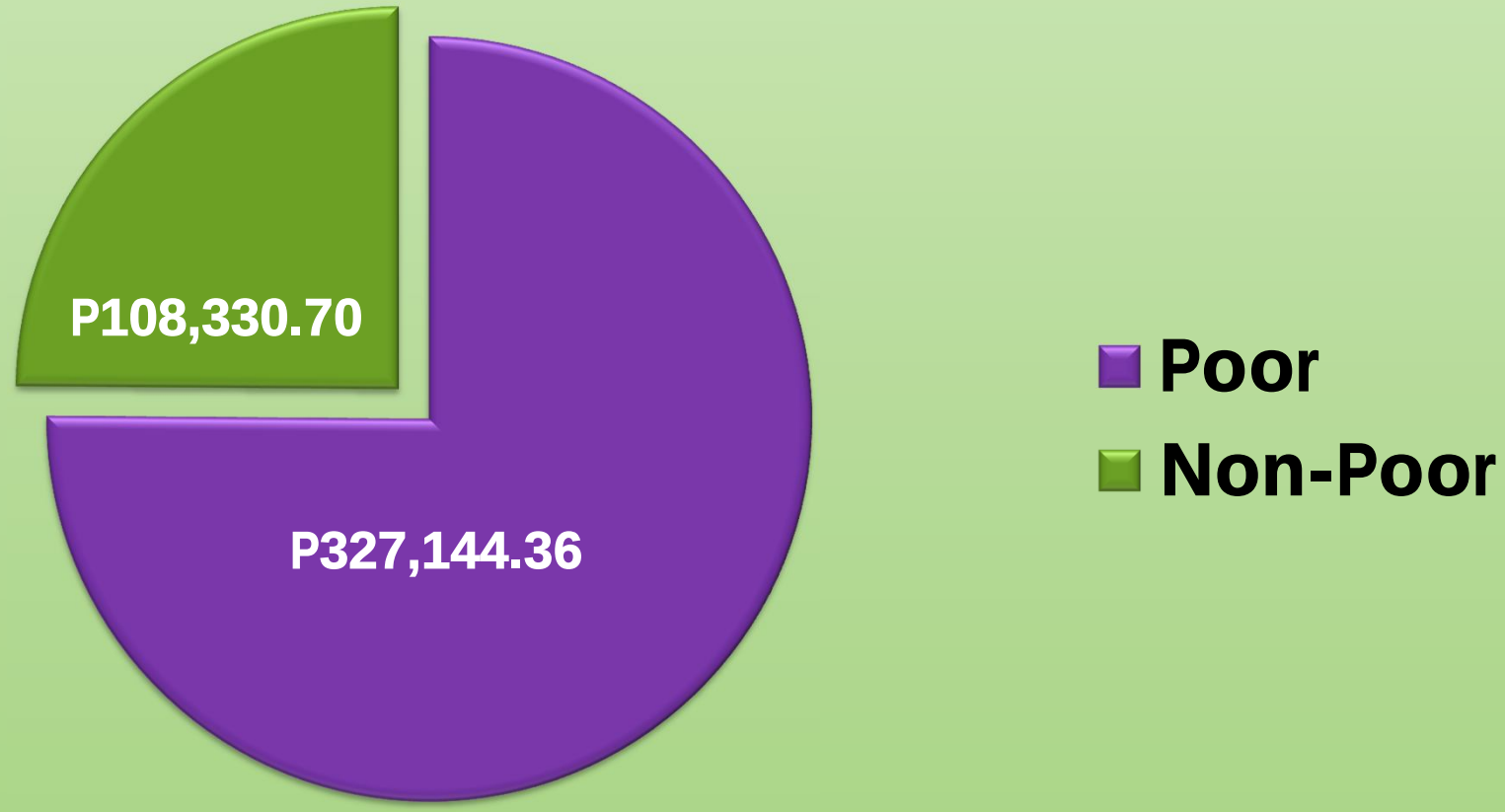

# IMPACT OF THE PROGRAM

Decreased Poverty Incidence (64%)

Additional Income for LGU

SANTOL DEVELOPMENT CENTER

SDC

"Kaagapay sa Asenso"

# CBMS - SDC FRAMEWORK

To be the Fruit Basket of La Union where

One People | 64 % | HAPPY PEOPLE | One Town

Commune with nature
& encounter spiritual serenity

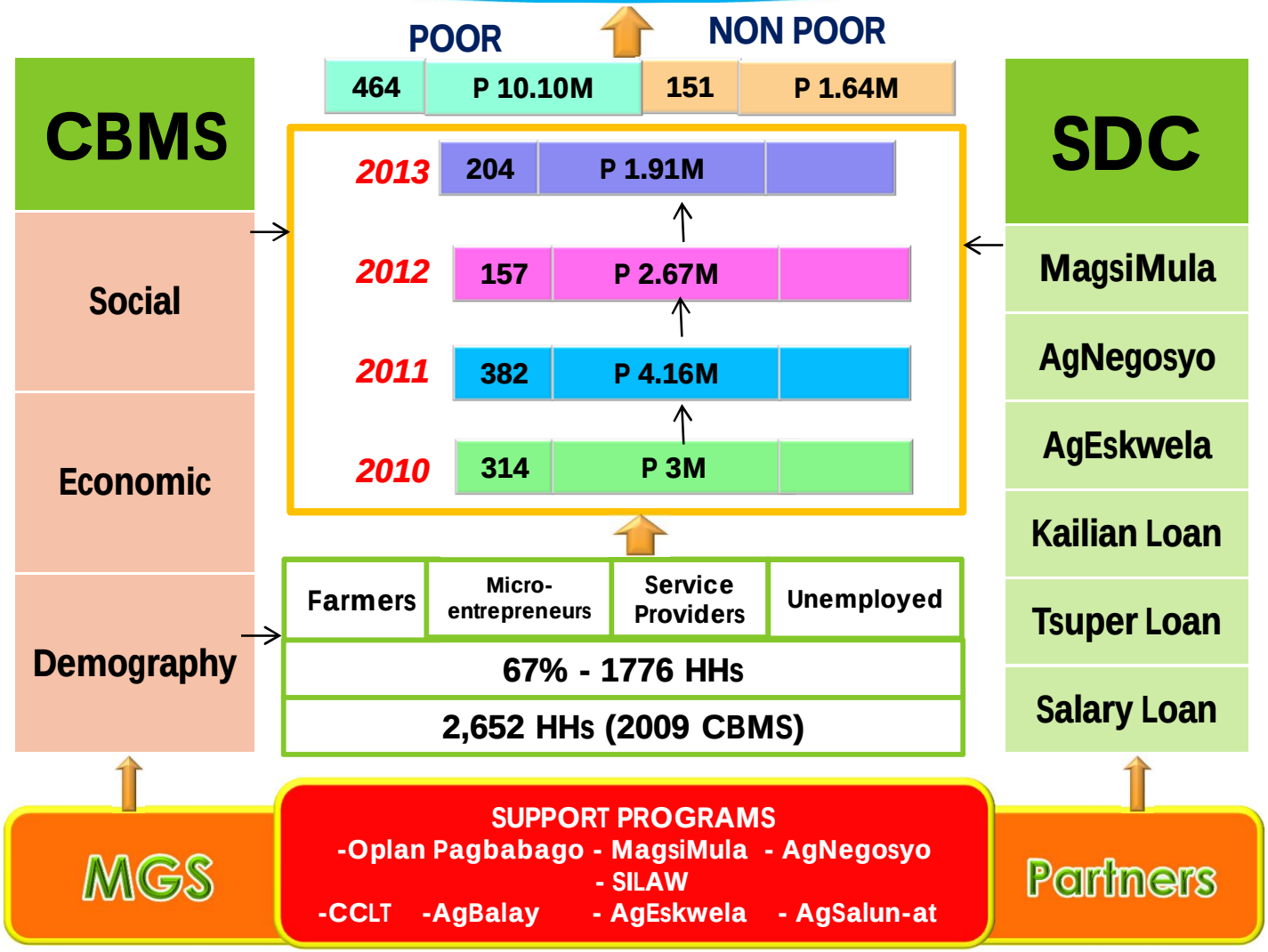

# LESSONS LEARNED

1. The need for strong political will to undertake change.

2. A reliable, accurate and user friendly database system made the intervention easier to implement, manage and assess.

3. Community participation in planning and implementation encouraged ownership among all stakeholders.

4. The CBMS provided an opportunity for systematic and innovative use of data for developmental planning in the LGU.

5. Every leader needs a reliable, accurate and user friendly data management system for decision-making.

MUNICIPALITY OF SANTOL
OFFICIAL SEAL
LA UNION
Maraming
Salamat Po!!!